# Tamkang University WebAnalytics v2016

2012年1月1日 - 2012年12月31日

| Visitor | Visit Duration | Page View | Response Time |
|---|---|---|---|
| 7,609,570 | 00:03:16 | 16,855,493 | 0.1 |

## Visitor Trends

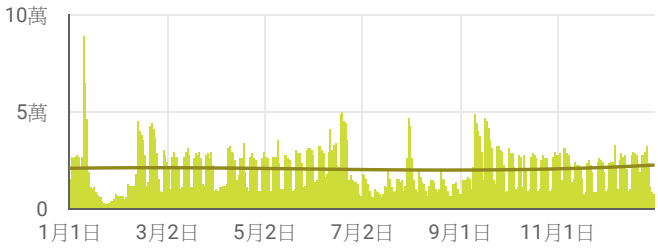


## Visit Duration Trends

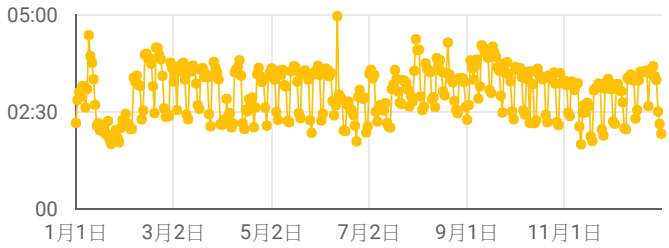


## Page View Total

| | 到達網頁 | 瀏覽量 | 使用者 |
|---|---|---|---|
| 1. | /index.asp | 14,947,144 | 1,494,305 |
| 2. | /campstu.asp | 1,342,085 | 171,993 |
| 3. | /acad.asp | 139,357 | 41,168 |
| 4. | /regis.asp | 120,977 | 31,837 |
| 5. | /staff.asp | 115,055 | 10,800 |
| 6. | /newstu.asp | 26,524 | 6,850 |
| 7. | /about.asp | 23,609 | 8,083 |
| 8. | /lib.asp | 15,458 | 5,822 |
| 9. | /extens.asp | 13,357 | 6,941 |
| 10. | /interna.asp | 7,809 | 2,207 |

1 - 10 / 152

## Traffic Type

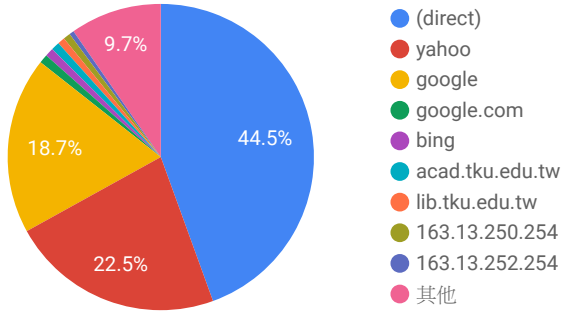


## Device Type

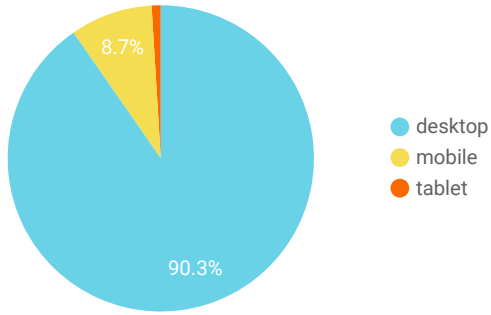


## Countries From

| | 國家/地區 | 瀏覽量 | 使用者 |
|---|---|---|---|
| 1. | Taiwan | 16,502,375 | 1,521,781 |
| 2. | China | 62,730 | 21,653 |
| 3. | United States | 47,143 | 11,493 |
| 4. | Macau | 37,537 | 4,209 |
| 5. | Hong Kong | 30,566 | 6,507 |

1 - 5 / 107

## Browser

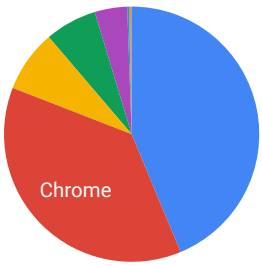


## Mobile Device

## Keywords

| | 關鍵字 | 瀏覽量 | 使用者 |
|---|---|---|---|
| 1. | 淡江大學 | 3,356,259 | 425,097 |
| 2. | tku | 1,201,525 | 116,060 |
| 3. | 淡江 | 864,541 | 119,074 |
| 4. | TKU | 340,881 | 38,184 |
| 5. | http://www.tku.edu.tw/ | 160,782 | 9,293 |
| 6. | 淡大 | 82,747 | 13,814 |
| 7. | www.tku.edu.tw | 66,238 | 3,014 |
| 8. | 淡江大学 | 47,645 | 9,339 |
| 9. | tamkang university | 41,221 | 5,792 |
| 10. | http://www.tku.edu.tw/sitem... | 25,809 | 974 |
| 11. | tku.edu.tw | 22,315 | 2,496 |
| 12. | Tku | 22,201 | 2,207 |
| 13. | 淡江大學進修部 | 20,694 | 6,888 |
| 14. | 淡江 university | 16,249 | 2,093 |
| 15. | tamkang | 10,792 | 1,530 |
| 16. | 但大 | 10,572 | 1,210 |
| 17. | www.tku | 9,712 | 639 |
| 18. | 淡江大 | 6,682 | 1,279 |
| 19. | 淡江學生 | 5,708 | 860 |
| 20. | 淡水大學 | 5,693 | 731 |

1 - 20 / 2815

## Social Network Referrals

| | 社交網路 | 瀏覽量 | 使用者 |
|---|---|---|---|
| 1. | Facebook | 82,161 | 4,475 |
| 2. | Wretch | 3,455 | 213 |
| 3. | Blogger | 868 | 129 |
| 4. | Weebly | 776 | 8 |
| 5. | Naver | 145 | 99 |

1 - 5 / 16

## OS Type

| | 作業系統 | 瀏覽量 | 使用者 |
|---|---|---|---|
| 1. | Windows | 15,037,966 | 1,424,025 |
| 2. | Android | 720,921 | 58,719 |
| 3. | iOS | 378,929 | 37,286 |
| 4. | Macintosh | 368,486 | 36,015 |
| 5. | iPhone | 157,525 | 15,663 |
| 6. | iPad | 39,105 | 5,952 |
| 7. | Linux | 31,022 | 5,609 |
| 8. | iPod | 28,366 | 3,014 |
| 9. | SymbianOS | 8,996 | 6,233 |
| 10. | Windows Phone | 7,489 | 784 |

1 - 10 / 17
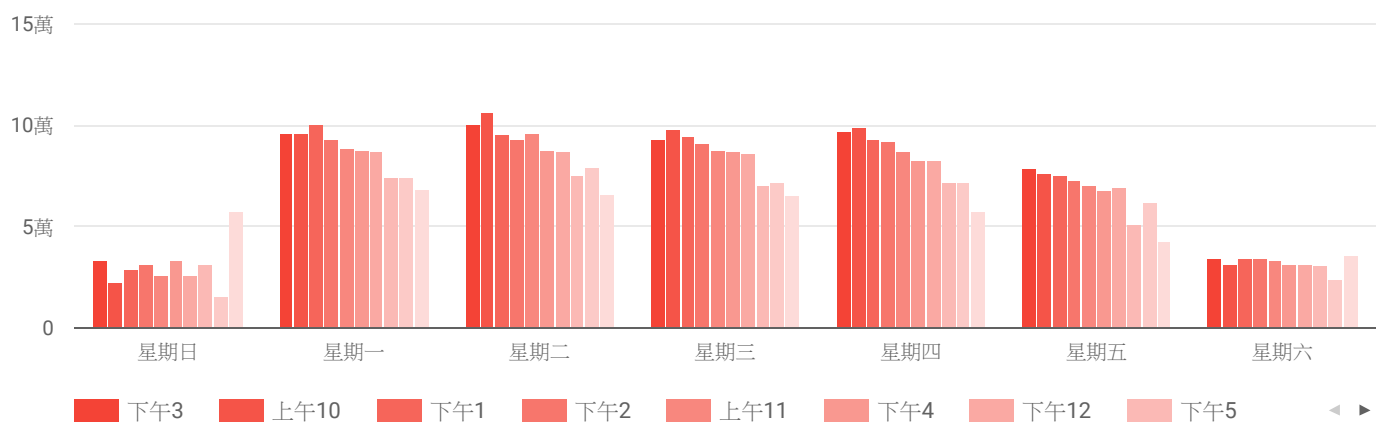
## System Peak *( Top 10 Busy Hour of www.tku.edu.tw )*