Tamkang University WebAnalytics v2016

2013年1月1日 - 2013年12月31日

Visitor	Visit Duration	Page View	Response Time
8,005,966	00:02:56	16,585,420	0.1

Visitor Trends

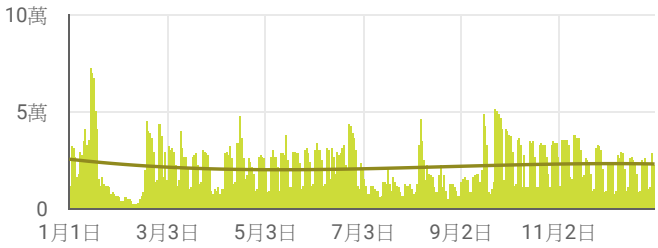

Visit Duration Trends

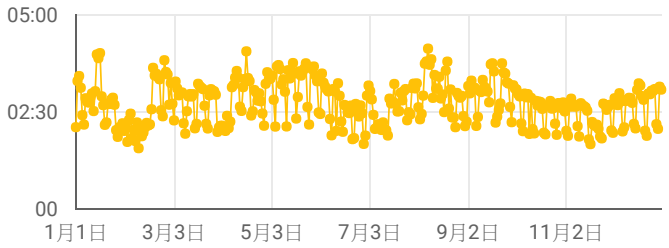

Page View Total

	到達網頁	瀏覽量	使用者
1.	/index.asp	14,582,784	1,188,439
2.	/campstu.asp	1,500,750	189,186
3.	/acad.asp	145,857	43,817
4.	/regis.asp	134,759	33,816
5.	/staff.asp	94,193	6,734
6.	/about.asp	25,440	8,800
7.	/newstu.asp	23,814	6,374
8.	/teacher.asp	23,270	3,980
9.	/lib.asp	18,698	6,358
10.	/extens.asp	17,384	9,849

1 - 10 / 125

Traffic Type

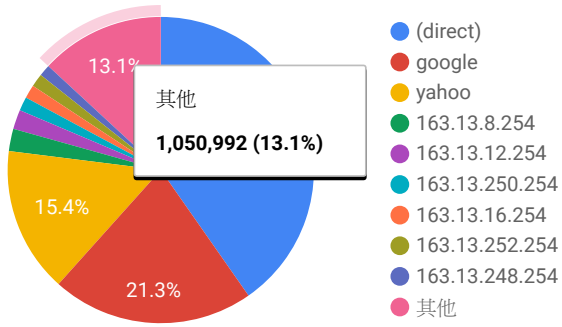

Device Type

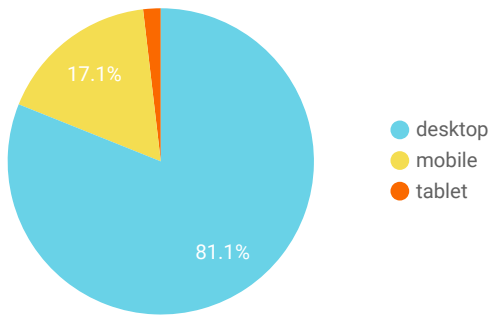

Countries From

	國家/地區	瀏覽量	使用者
1.	Taiwan	16,317,914	1,241,626
2.	China	83,495	23,022
3.	United States	56,101	11,267
4.	Hong Kong	32,807	7,007
5.	Macau	24,743	4,140

1 - 5 / 110

Browser

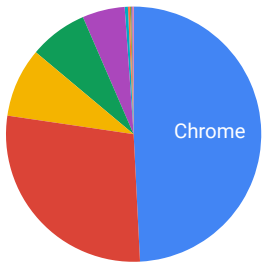

Mobile Device

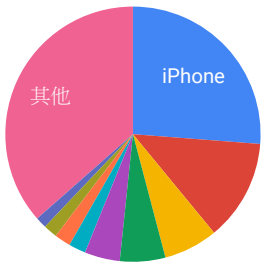

Keywords

	關鍵字	瀏覽量	使用者
1.	淡江大學	2,062,463	267,148
2.	tku	905,757	81,637
3.	淡江	498,806	70,619
4.	TKU	248,306	26,185
5.	http://www.tku.edu.tw/	140,524	11,074
6.	淡大	49,599	8,568
7.	淡江大学	35,145	9,025
8.	www.tku.edu.tw	34,080	1,529
9.	Tku	27,498	2,322
10.	tamkang university	17,625	2,642
11.	淡江大學進修部	15,150	4,869
12.	淡江 university	13,837	1,802
13.	tku.edu.tw	12,852	1,457
14.	tku tw	10,786	72
15.	淡江多益	7,311	104
16.	tamkang	6,534	953
17.	台湾淡江大学	6,222	2,338
18.	淡江選課 101學年2學期	6,102	8
19.	www.tku	6,102	400
20.	但大	5,533	633

1 - 20 / 2295

Social Network Referrals

	社交網路	瀏覽量	使用者
1.	Facebook	84,039	17,160
2.	Wretch	3,796	72
3.	Blogger	777	168
4.	Plurk	448	184
5.	Naver	176	48

1 - 5 / 14

OS Type

	作業系統	瀏覽量	使用者
1.	Windows	13,638,879	1,066,669
2.	Android	1,623,201	102,793
3.	iOS	911,362	97,308
4.	Macintosh	347,431	24,487
5.	Linux	75,135	8,944
6.	Windows Phone	26,601	1,602
7.	SymbianOS	3,459	2,394
8.	(not set)	2,178	1,401
9.	Bada	857	392
10.	BlackBerry	617	120

1 - 10 / 17
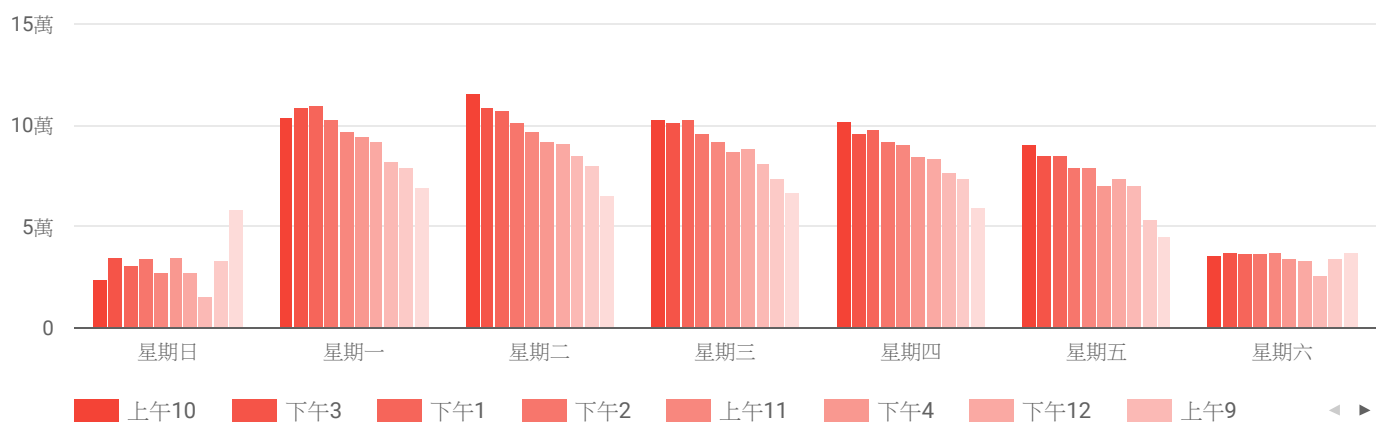
System Peak *(Top 10 Busy Hour of www.tku.edu.tw)*