Tamkang University WebAnalytics v2016

2014年1月1日 - 2014年12月31日

Visitor	Visit Duration	Page View	Response Time
7,157,441	00:02:52	15,782,506	0.1

Visitor Trends

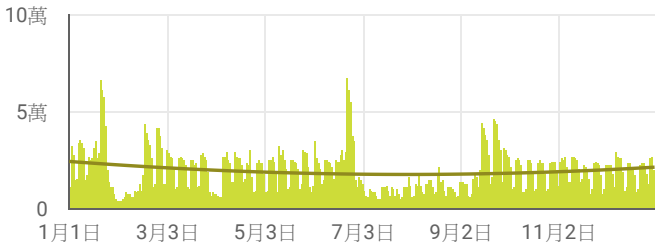

Visit Duration Trends

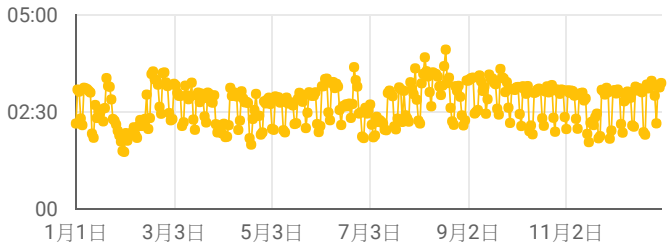

Page View Total

	到達網頁	瀏覽量	使用者
1.	/index.asp	13,895,691	1,104,181
2.	/campstu.asp	1,740,734	221,486
3.	/acad.asp	163,321	43,969
4.	/regis.asp	148,302	35,107
5.	/admission.asp	71,989	23,094
6.	/teacher.asp	58,495	6,865
7.	/staff.asp	58,323	4,732
8.	/about.asp	28,012	9,650
9.	/newstu.asp	27,497	6,285
10.	/extens.asp	20,732	10,251

1 - 10 / 123

Traffic Type

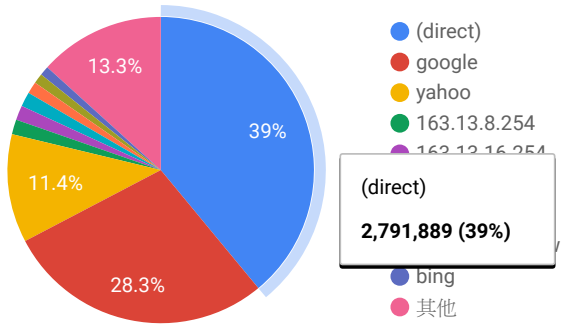

Device Type

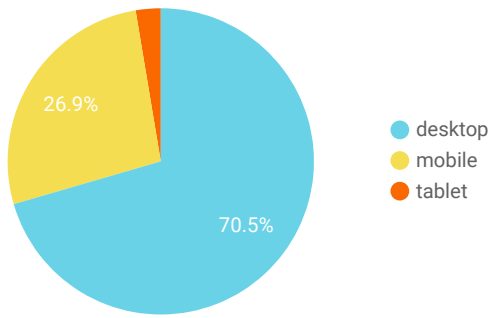

Countries From

	國家/地區	瀏覽量	使用者
1.	Taiwan	15,961,334	1,182,570
2.	China	91,618	23,832
3.	United States	65,918	10,695
4.	Hong Kong	36,073	7,359
5.	Japan	28,299	6,894

1 - 5 / 106

Browser

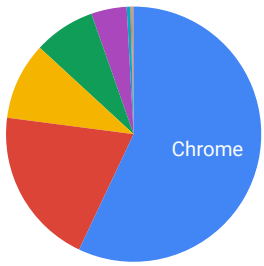

Mobile Device

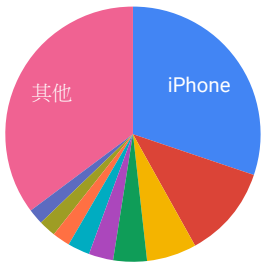

Keywords

	關鍵字	瀏覽量	使用者
1.	淡江大學	600,580	73,757
2.	tku	368,857	31,441
3.	淡江	180,538	22,586
4.	http://www.tku.edu.tw/	139,675	6,314
5.	TKU	83,379	7,918
6.	淡江大学	40,089	8,390
7.	淡大	19,214	2,398
8.	tku.edu.tw	8,648	845
9.	www.tku.edu.tw	8,082	601
10.	淡江 university	6,414	830
11.	Tku	6,278	666
12.	台湾淡江大学	5,963	2,305
13.	淡江多益	5,262	100
14.	http://www.tku.edu.tw/pdp.a...	4,424	86
15.	tku tw	4,295	14
16.	http://www.tku.edu.tw/camp...	3,866	143
17.	淡江校慶	3,143	7
18.	tamkang	2,663	329
19.	淡江大學進修部	2,620	959
20.	tamkang university	2,448	795

1 - 20 / 1319

Social Network Referrals

	社交網路	瀏覽量	使用者
1.	Facebook	21,892	3,286
2.	Blogger	508	215
3.	Sina Weibo	437	43
4.	Google+	200	43
5.	LinkedIn	150	150

1 - 5 / 8

OS Type

	作業系統	瀏覽量	使用者
1.	Windows	12,374,016	919,863
2.	Android	2,174,786	137,170
3.	iOS	1,297,955	150,127
4.	Macintosh	328,718	24,548
5.	Linux	78,926	8,261
6.	Windows Phone	26,445	1,503
7.	(not set)	1,367	1,310
8.	Bada	322	165
9.	BlackBerry	301	43
10.	SymbianOS	294	222

1 - 10 / 16
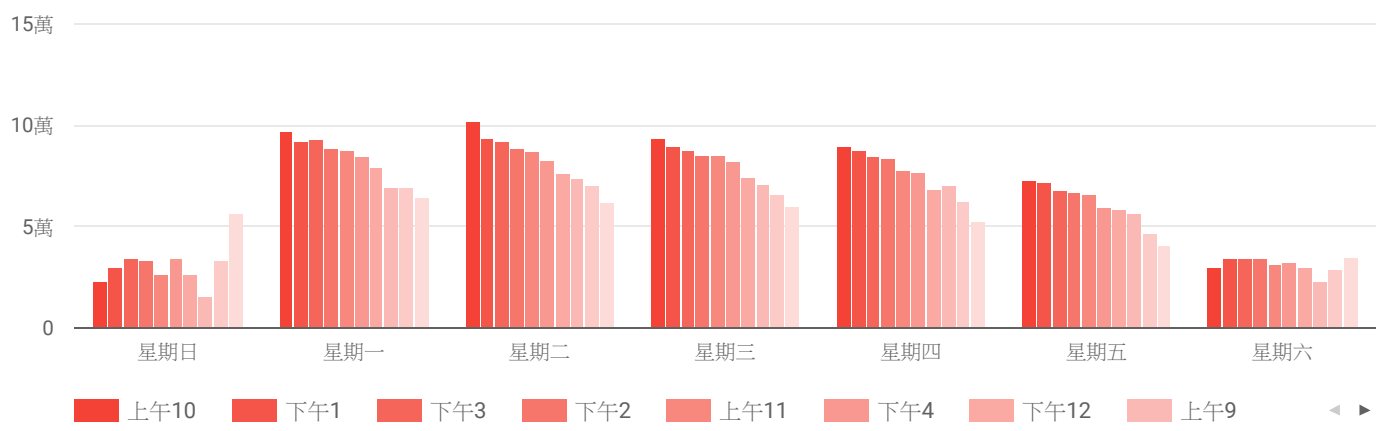
System Peak *(Top 10 Busy Hour of www.tku.edu.tw)*